

Rinnai



RINNAI UK LTD



FANNED CONVECTION POWERED FLUE HEATERS

Rinnai UK Limited

No. 9 Christleton Court
Manor Park

Runcorn. WA7 1ST

Tel: +44 (0) 1928 531870

Fax: +44 (0) 1928 531880

www.rinnaiuk.com

Rinnai UK is a registered trademark. Rinnai UK reserves the right to change specifications of any of its products without prior notice.

A wide range of models to suit
all your heating needs

For further technical advice or free survey please contact 01928 531870 for details of the technical sales person in your area.

INTRODUCTION



Rinnai - heating churches for over 25 years

Widely used in Schools, Community Centres, Conservatories and Churches.

Rinnai Fanned Convection powered flue heaters were introduced into the UK in 1979 and have earned a well deserved reputation for providing safe controllable heat with maximum energy efficiency combined with flexibility of location.

All heaters available as natural gas or LPG models.

Schools



Rinnai heaters employ the latest technology, and are the most advanced units on the market today. The heaters are fitted with a small powered flue to allow flexible positioning and flue extensions are also available. Since their introduction into the UK over 25 years ago many buildings throughout UK have benefited from choosing Rinnai heaters as a safe and reliable source of heat.

The Rinnai heaters are manufactured to have a modern appearance and advanced technology, together with high efficiency and reliability.

All Rinnai Wall Heaters are fitted with:


- Flame failure protection.
- Automatic ignition
- Fan assisted flue
- Fan assisted convection
- Stainless steel heat exchanger
- Integral air filters
- Flexible flue extensions

Rinnai 556T, 1004T and 1510F Heaters are also:

- Suitable for central timer control


Rinnai 308FTR and 556FTR Heaters also have:

- Infra-red remote control (ON, OFF, Temperature UP or DOWN)
- 24 hour digital dual timer with intelligent features
- Self diagnostic
- Self learning pre heat time




Rinnai 308 FTR*

Input	3.5kW/11,942 Btu/h
Output	2.92kW/9,963Btu/h
Height (A)	680mm
Width (B)	425 mm
Depth (C)	165 mm
Standard Flue	240mm - 400mm
Alternative flues to fit walls	5mm - 1000mm
Flue hole diameter	80mm



Rinnai 556T/556FTR*

Input	6.4kW/21,837 Btu/h
Output	5.2kW/17,742 Btu/h
Height (A)	554 mm
Width (B)	750 mm
Depth (C)	250 mm
Standard Flue	240mm - 400mm
Alternative flues to fit walls	5mm - 1000mm
Flue hole diameter	80mm



Rinnai 1004T*

Input	11.6kW/39,780 Btu/h
Output	10.23kW/34,900 Btu/h
Height (A)	670mm
Width (B)	930 mm
Depth (C)	315 mm
Standard Flue	240mm - 400mm
Alternative flues to fit walls	5mm - 1000mm
Flue hole diameter	80mm



Rinnai 1510F*

Input	17.6kW/60,000 Btu/h
Output	13.6kW/46,400 Btu/h
Height (A)	1780mm
Width (B)	600 mm
Depth	300 mm
Standard Flue	240mm - 400mm
Alternative flues to fit walls	5mm - 1000mm
Flue hole diameter	95mm

* Flue extensions are available to allow all the wall heaters to be fitted with a maximum flue length of 7 metres, less 1 metre per bend, to a maximum of 3 x 90° bends.